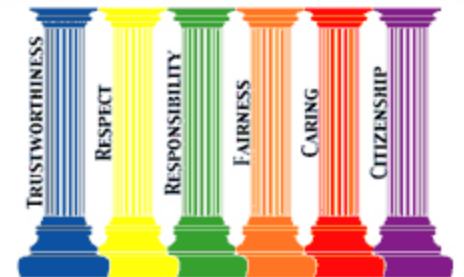


A Student Guide To Understanding and Avoiding Harassment At School

Everyone Deserves Respect

Coronado Middle School 2015-2016

CHARACTER COUNTS!
SM



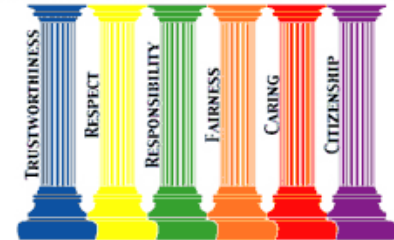
Be a Person of Character

This presentation is designed to teach students about sexual harassment, and to remind everyone that “harassment” of any kind is against school rules.

We believe that every student has the right to learn

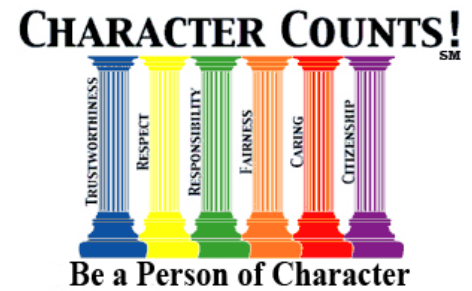
- Without being called names
- Without being threatened, harassed, intimidated, or bullied for any reason

CHARACTER COUNTS!SM



Be a Person of Character

Terms



Sexual Harassment: *Unwelcome and unwanted behavior* from other students or staff members that interferes with another individual's life or prevents them from learning.

- When it is sexual in nature, it is called “**sexual harassment.**”

Prejudice: *An unfavorable opinion, feeling or attitude* toward a racial, ethnic, social or religious group that is unformed by knowledge, thought or reason.

Discrimination: *Negative or unfair treatment* toward an individual based on their race, ethnicity, sexual orientation, religion, or gender can be called discrimination.

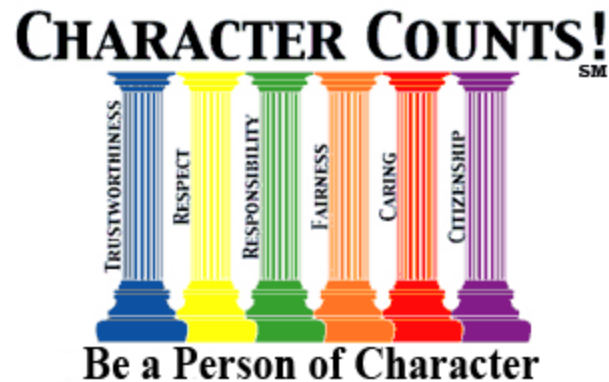
Hate Crime: When harassment is motivated by prejudice against another person's race, ethnicity, sexual orientation, religion, or gender, it is “hate-motivated behavior” or sometimes a “hate crime.”

Sexual Harassment

- *Unwelcome and unwanted behavior of a sexual nature* from other students or staff members that interferes with another individual's life or prevents them from learning.
- It's against the rules for students or staff to make nasty remarks that embarrass others or make them feel uncomfortable with actions or statements that are sexual in nature.
- No one can claim a student's grade or position in any school activity or any school award depends on willingness or unwillingness to submit to sexual activity.

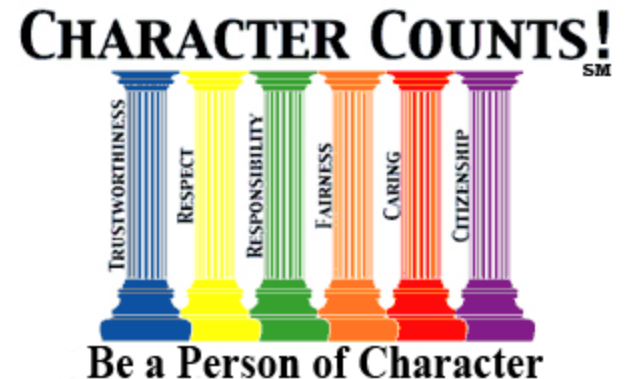
Remember one basic rule – it is probably sexual harassment if the person feels uncomfortable or threatened.

It doesn't matter what the harasser intended.



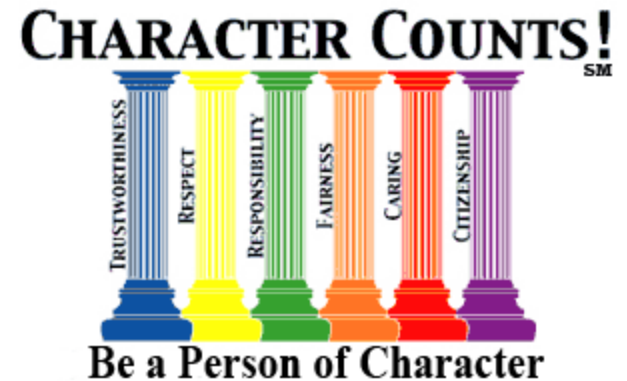
These actions are prohibited for both students and staff:

- E-harassment (cyberbullying): using blogs, social media, emails, instant messaging, or text messages to spread rumors or send messages that are harassing in nature.



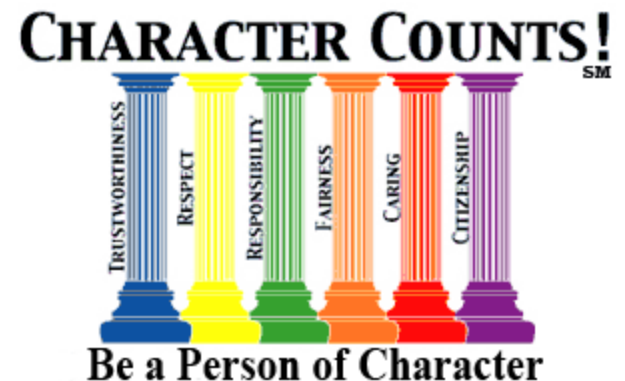
These actions are prohibited for both students and staff:

- Vulgar letters, notes, posters, symbols or other writings offensive to students of a specific race, ethnicity, sexual orientation, religion, or gender.



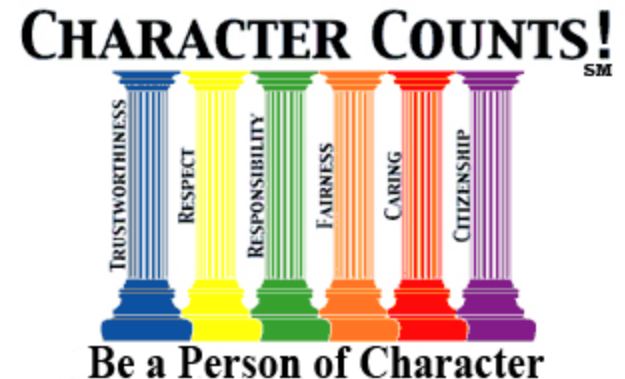
These actions are prohibited for both students and staff:

- Comments, name calling, staring at a person's body, hugs, grabs, pinches, gestures, or touches of a sexual nature that are deliberate and unwelcome.



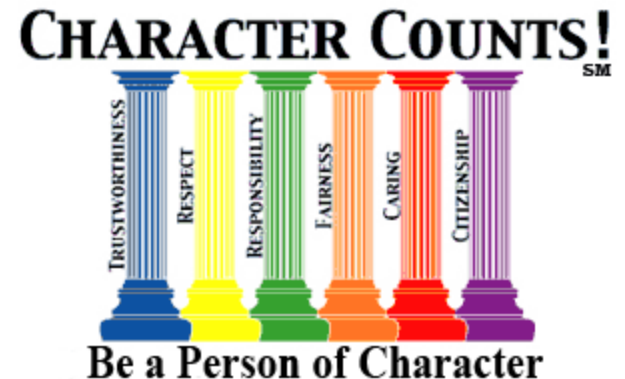
These actions are prohibited for both students and staff:

- Any forced actions such as pulling clothes down, blocking or cornering someone in a sexual way or purposely bumping into someone.



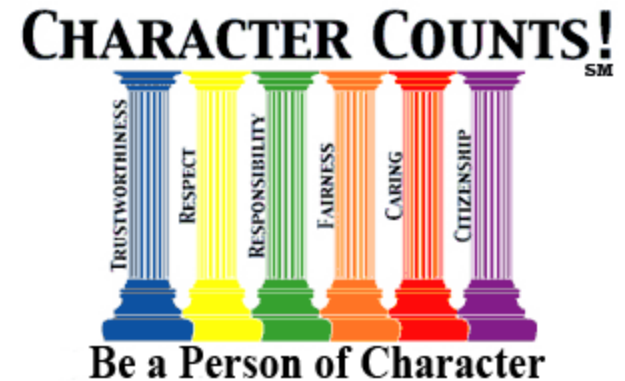
These actions are prohibited for both students and staff:

- Verbal or negative comments or behavior based on race, ethnicity, sexual orientation, religion, or gender.
- These include obscene suggestions, sexual stories, jokes, or rumors, notes, letters, whistles, or rude noises.



These actions are prohibited for both students and staff:

- Vandalism or graffiti to personal or school property.



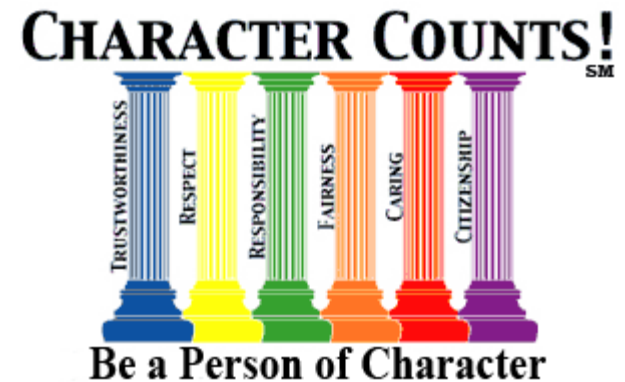
These actions are prohibited for both students and staff:

- Force, or threat of force, or bullying through action or intimidation, or hazing activities of any kind.



Steps to take if you are the victim of harassment


- Tell the harasser to stop.
- Tell someone you trust such as a parent, teacher, school counselor, principal or any other school employee.



Steps to take if you are the victim of harassment

- Write down what happened.
- Be specific and include when it happened and anyone who saw it.
- Save any evidence such as an email or note.

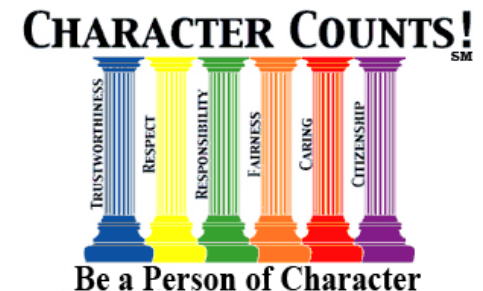
CHARACTER COUNTS!
SM



Be a Person of Character

Steps to take if you are the victim of harassment

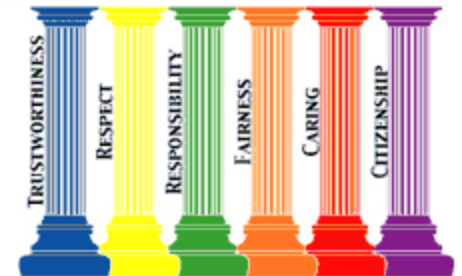
- Report it to the school.
- The principal or a designee will investigate the complaint.
- The information gathered during the investigation shall be kept confidential to the extent possible.
- Witnesses will be directed to keep the information about the situation to themselves.



Steps to take if you are the victim of harassment

- Don't worry about someone "getting even" with you for telling.
- The school will support you and investigate your concern quickly.
- Retaliation of any kind will not be tolerated.

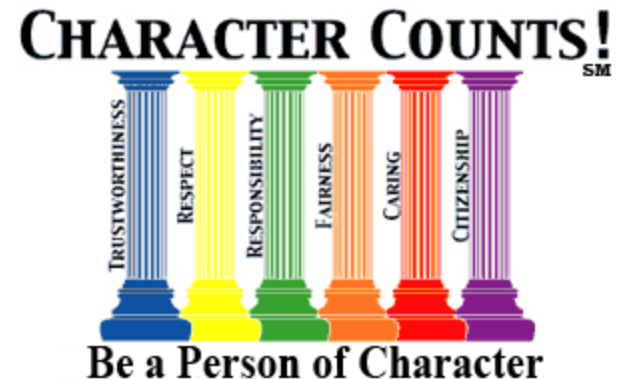
CHARACTER COUNTS!
SM



Be a Person of Character

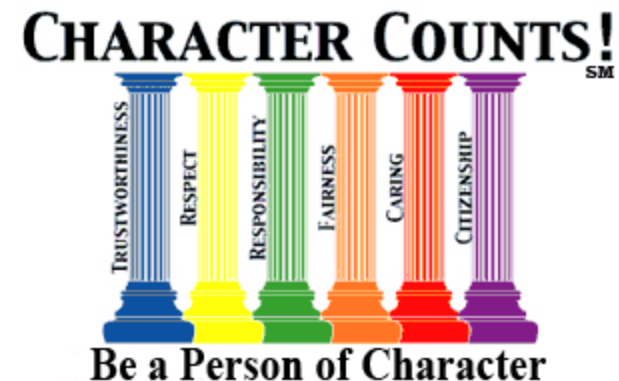
Steps to take if you are the victim of harassment

- An investigator will talk with people who can provide facts about this situation.
- The investigator will determine whether the harassment has occurred and suggest a solution or a remedy.



Steps to take if you are the victim of harassment

- **Finally:** if things are not settled, you have the right to discuss your concern with the discrimination coordinator of the district.
- If it is not resolved there, you may go to the district superintendent, the school board, child protective services, and or law enforcement agencies.



What to do if you witness harassment

- Don't Just Stand By! **STAND UP** and **SPEAK OUT!**
- Tell an adult at school– in person or in a note or email – we will guard your privacy
- Don't be a bystander, be an **UPSTANDER!**
- An **UPSTANDER** is someone who takes action even when it is not easy.



